

## Home Learning - Access to ICT


1. Watch <https://www.youtube.com/watch?v=A2lcXYoF-W0>

Or follow instructions below


2. Check your child has access to Glow from the following link:

<https://sts.platform.rmunify.com/account/signin/glow>

3. When Glow opens you will be on the pupil launchpad.



To access Google classroom Click on



tile

Pupil may be asked to verify their account the first time to log into glow/google classroom/ google drive and if so, they should enter the following after their username (glow username as in point 1 above) **username@sl.glow.scot** and then their Glow password

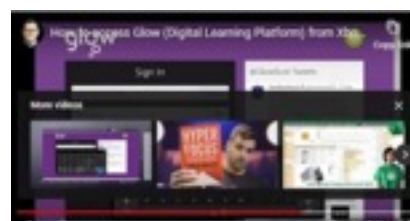
4. The google classroom app can also be downloaded from either Apple App Store or Google Play on to your mobile device.



5. If you are working on a tablet or phone, it will be worthwhile downloading the free Google Classroom, Google Doc, Google Slides, Google Drive and jamboard apps, and sign into these using your Glow account.

6. If your child is using X-box or PlayStation to access Google Classroom the links below lead to a YouTube video showing you how to do this.

<https://youtu.be/mHTHaXhccDE>





- If you need Microsoft office on your laptop/computer, please download your free copies from Glow launchpad.
- There is a tile (picture opposite) Download Office Now. Click on tile and office will be downloaded to your device.



## ***Further support for Google Classrooms***

Please remind your child to always hand-in their Google Classroom work when they have completed the task set. Remember tasks do not always have attachments to hand-in. For example, in PE once your child has completed the activity click hand-in on that task in the GC.

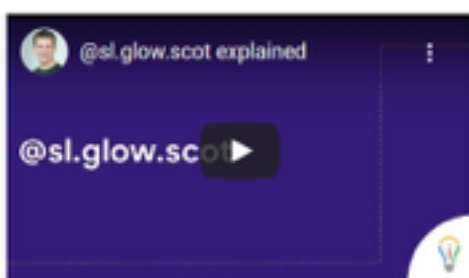


Watch more Google Classroom Support

<https://m.youtube.com/watch?v=8KKnUWmcs-c>

<https://m.youtube.com/watch?v=b0Je6f5ZUNk>

<https://youtu.be/IYE2hECDGFw>



### **Using GSuite on a mobile device**

Understand the difference between @glow.sch.uk and @sl.glow.scot and why this is important if working from home on your own device or a mobile device

		<a href="https://drive.google.com/file/d/1ssWbaZwNLbk1MKdhprLwXb4AI5rS_k03/view">https://drive.google.com/file/d/1ssWbaZwNLbk1MKdhprLwXb4AI5rS_k03/view</a> <a href="https://drive.google.com/file/d/1cR7mEMyTphaBS67sAeQcePPGmKmAQagW/view">https://drive.google.com/file/d/1cR7mEMyTphaBS67sAeQcePPGmKmAQagW/view</a> <a href="https://drive.google.com/file/d/1a6NVz-tom9VqohfmjhEry0a-QBSIQBD3/view">https://drive.google.com/file/d/1a6NVz-tom9VqohfmjhEry0a-QBSIQBD3/view</a> <a href="https://drive.google.com/file/d/1SehNkz0_CH8RhgTQ3_tPWtmTIHiaitPo/view">https://drive.google.com/file/d/1SehNkz0_CH8RhgTQ3_tPWtmTIHiaitPo/view</a>
30	How a pupil can access Google Classroom using the app on a smartphone/tablet	<a href="https://drive.google.com/file/d/1jFzYilk_tFnIDgLfjCmaQe5--VTuS9ND/view">https://drive.google.com/file/d/1jFzYilk_tFnIDgLfjCmaQe5--VTuS9ND/view</a>
31	How a pupil can join a Google Classroom via invitation by the teacher using the app on a smartphone/tablet	<a href="https://drive.google.com/file/d/1kl0nbaJMgo5-5_rsoTPAQHD5rYUqI87W/view">https://drive.google.com/file/d/1kl0nbaJMgo5-5_rsoTPAQHD5rYUqI87W/view</a>
32	How a pupil can join a Google Classroom using a class code using the app on a smartphone/tablet	<a href="https://drive.google.com/file/d/1TC2_SpJTXBJqTG9v2BpEyuOEzsgN_SH2/view">https://drive.google.com/file/d/1TC2_SpJTXBJqTG9v2BpEyuOEzsgN_SH2/view</a>
33	How a pupil can complete a Google Doc assignment using the app on a smartphone/tablet	<a href="https://drive.google.com/file/d/1eQu5W1AQ0RT7GqNT8BEhtsbY9Np0aazL/view">https://drive.google.com/file/d/1eQu5W1AQ0RT7GqNT8BEhtsbY9Np0aazL/view</a>
34	How a pupil can access and complete a Google Slides assignment using the app on a smartphone/tablet	<a href="https://drive.google.com/file/d/1TC2_SpJTXBJqTG9v2BpEyuOEzsgN_SH2/view">https://drive.google.com/file/d/1TC2_SpJTXBJqTG9v2BpEyuOEzsgN_SH2/view</a>
35	How a pupil can access their feedback from a teacher on their assignments using the app on a smartphone/tablet	<a href="https://drive.google.com/file/d/1PEDEFAQrzMgFVNzni2RUYXzDIHcKkj9/view">https://drive.google.com/file/d/1PEDEFAQrzMgFVNzni2RUYXzDIHcKkj9/view</a>
36	How a pupil can see their "To Do" list in Google Classroom using the app on a smartphone/tablet	<a href="https://drive.google.com/file/d/1srr0hoy3aF-lckMAKBADrEujrLNoKhMy/view">https://drive.google.com/file/d/1srr0hoy3aF-lckMAKBADrEujrLNoKhMy/view</a>

Google Meet



IN Classroom 

Mrs Kennedy also hopes to host live Google Meet sessions for the children during this lockdown and more details will be posted in the classrooms soon.

Live sessions may also be provided by other staff - where your child will be invited to sign in and speak face to face with a staff member to support them with an individual issue.

This is a secure video meeting, which can only be accessed through your specific teacher's Google Classroom and only when your teacher is present. Any such lesson is recorded for safe-guarding purposes, and your child will be expected to behave/ conduct themselves in the appropriate manner throughout the lessons. This includes joining the meeting on time, participating actively in the activities and using the chat facility correctly.

**Please complete the Google Form below, if you have not already completed by link sent by text 15.1.21, to give consent for your child to be recorded during these sessions.**

[https://docs.google.com/forms/d/e/1FAIpQLSckTp3AQVs5fzhfyMvr01SCmduE2lgsK-tsjB\\_aeP8H3wEh3g/viewform?usp=sf\\_link](https://docs.google.com/forms/d/e/1FAIpQLSckTp3AQVs5fzhfyMvr01SCmduE2lgsK-tsjB_aeP8H3wEh3g/viewform?usp=sf_link)

### ***Issues with Google Meet***

One of the most common problems with Google meet is the inability to hear or be heard. If this happens to you, try the following steps.

Make sure you are signed into Glow and access the link via the camera icon at the top of your Google Classroom page.

If you have more than one device logged into a Meet there may be feedback, so move them further apart or close the call on one device.

If nothing works, go with the IT favourite of switching it off (leave the Meet, close the internet browser) and turn it on again (log back into Glow, and open classroom and re-join the Meet).

Make sure your microphone is on mute until your teacher requests you to open it.

Any issues email Mrs Kennedy [gw14coulterpsht@glow.sch.uk](mailto:gw14coulterpsht@glow.sch.uk)

Please don't be stuck 😊