

# Coming to School



LAMINGTON PRIMARY

A PLACE WHERE EVERYONE STRIVES TO BE THE BEST THEY CAN BE

The core values for our school community are:-

Responsibility, Caring, Fairness, Respect and Honesty

## Primary 1 Handbook



**EDUCATION RESOURCES EXECUTIVE DIRECTOR: Lyndsay McRoberts**

**Lamington Primary School, Lamington, Biggar ML12 6HW**

**Head Teacher: Jill Kennedy**

**Telephone: 01899 850249**

**e-mail: [gw14lamingtonht@glow.sch.uk](mailto:gw14lamingtonht@glow.sch.uk)**

**Website: [www.lamington-pri.s-lanark.sch.uk](http://www.lamington-pri.s-lanark.sch.uk)**

We realise that the run-up to your child coming to school is often an anxious and confusing one. With this in mind, we have produced this booklet to provide some useful information on this subject, and hopefully reassure those of you who feel nervous about your child taking those next steps in their education.

We try to create a happy, relaxed atmosphere within the school and hope that you will feel free to approach any of the staff with any queries you may have.

We hope that your child has a smooth, happy transition into school and thrives on the new experience.

We look forward to seeing you both.

Jill Kennedy

Head Teacher

**Here are Education Scotland's evaluations for Lamington Primary School**

Quality indicators	Evaluation
Learning, teaching and assessment	excellent
Raising attainment and achievement	excellent



Things to know about the school:

I start on Thursday 13<sup>th</sup> August 2026.

[https://www.southlanarkshire.gov.uk/info/200140/education\\_and\\_learning/82/school\\_holidays/2](https://www.southlanarkshire.gov.uk/info/200140/education_and_learning/82/school_holidays/2)

I start at 9.00am and finish at 3pm.

I will meet these people in school:

My teacher's name is Mrs Baskerville.  
Mrs Baskerville is also the Principal  
Teacher.



The Head Teacher is  
Mrs Kennedy.

Mrs Venerus and Mrs Mackay  
also teach in our school.



Our Team Leader is Mrs Murray.



Our Support Assistant is Mrs Raby



Our Support Assistant is Mrs Davis



Our Support Assistant is Miss Soanes







Our Cook is Mrs McLeod



Our Caretaker/Cleaner is Mr Leach

What class will your child be in?

At Lamington Primary School, we have one class, P1-7. P1 come into the school by the pupil entrance, have named pegs and desks, and are gradually introduced to class routines such as hanging up coats, handing in homework, putting school bags away.



Do children take a playpiece/snack?

Most children bring a snack to have at morning break. Please don't send 3 or 4 things - time is short and tummies small. A bottle of water should be sent daily with your child. Refills are available after lunch.



## Do you have playground supervisors?

We have a playground supervisor at break times and lunchtimes who deals with any minor scrapes and bumps.





## What does my child need to take to school?

While children often need to bring toys etc. for security at the start of school, we try to discourage this after a short time. Not only does having their own toys discourage exploration of their new environment, but "precious" things can go missing, causing upset at home or bedtime.

**Remember to put your child's name on everything.** That way you know it's your own you get back!






## How will I know what goes on at school?

Keep updated with everything that is going on in our school by:




1. Following us on Bluesky - @lamingtonprimary.bsky.social  
<https://bsky.app/profile/lamingtonprimary.bsky.social>



2. Downloading the school app - Use QR code opposite  
Or contact Kirsty in the school office for further information / support. Please check the Calendar for important dates and the information section for Essential reading. Messages and news sections will now be used on a weekly basis 😊



3. Parentsportal will be used mainly for consent for school trips, annual data checks, view school reports, book parent consultations, check attendance and to post some notices / calendar dates . Download the app and sign-up. More info at <https://orlo.uk/Ex1u2>  
We are finding the School App is more efficient for other information that needs to be shared 😊





Children who start school are notoriously silent about what they do all day. When asked, they say, "I just played". So how do you find out more?



Well, there will be a meeting arranged early in the session to tell you about the curriculum, i.e. reading, numeracy, literacy, play etc.



There will be two Curricular Open Afternoons during the session when you will have the opportunity to learn with your child. There will also be a Parents' Evening when you have an individual interview with your child's teacher.



We also operate a system of parent helpers so, if you're available, you may get a chance to help out in class. A letter will be sent out at the start of the new term.



If all else fails, we're only a phone call/email away, so let your fingers do the walking!



## What if my child is ill?

If children appear unwell in the morning, please DON'T send them to school (no matter how they protest) as often they become unwell and distressed if sick in class.

If a child becomes unwell at school, we will phone firstly mum/dad and then, if they are not available, the nominated emergency contact, whose name and phone number will be asked for at the start of term. In cases involving sickness/diarrhoea, we have been advised that children should be kept at home for 48 hours after the sickness has stopped, to stop the spread of infection. We would appreciate your co-operation in this, as staff and children can fall prey to these bugs.


Any illness should be reported to the school. More information can be found on:

<http://www.lamington-pri.s-lanark.sch.uk/nhs-exclusion-guidance.html>



Please note that we can't administer medication to your child unless you have completed a medicine consent form. If you wish your child to self-administer any medication, we now also need a form completed. Forms can be requested from the office or downloaded from the website

<http://www.lamington-pri.s-lanark.sch.uk/medical-consent-form.html>



## What are the school times?

School starts:	9am
Playtime:	10.30- 10.45am
Lunchtime:	12.15 - 1pm
Finish:	3pm

If you are dropping off/collecting your child by car, please use the drop off area outside the school main entrance or the staff car park at the rear of the school.



## What about lunch?

Our school is cashless. All payments, e.g. school meals, are managed through ParentPay. You will receive an activation letter when your child starts school. You can manage multiple child accounts from the one login.

<https://www.parentpay.com/>

There are two lunch options, either a packed lunch prepared at home or a school meal. Meals are free for P1-5 pupils. P6&7 pay £2.05 per day. Milk is also available but must be pre-booked via ParentPay and costs 29p. The lunches, which are cooked on the premises, provide several well-balanced choices daily and are both delicious and great value. Menus are sent home twice a year so that children can choose meals with your help. If enough families are interested, pupils can have breakfast in school from 8.15am. If the Breakfast Club does not run, pupils can have toast and juice at 10.30am.

Menus are also available on the School App and [https://www.southlanarkshire.gov.uk/info/200259/education\\_benefits/291/school\\_lunches/3](https://www.southlanarkshire.gov.uk/info/200259/education_benefits/291/school_lunches/3)





## What about school buses?

Children who live in the school catchment area are entitled to free transport. Privileged passes are sometimes granted for children who live outside the catchment area. Children must only travel on their designated bus and be dropped off at their designated drop-off.

- **Bus Information**

**Contract**  
**Market Cabs, Lanark**

We are very keen to see that your child's journey to and from school is happy and safe. **Please let the driver know if your child is absent or if they will not be returning home by taxi.** Pupil behaviour is the responsibility of the parent/guardian whilst travelling on school transport.

If your child is having problems on the taxi, let the school know and we will do all we can to sort things out.


**Contacts**  
Education Support Services  
South Lanarkshire Council  
Education Resources  
Council Offices  
Almada Street  
Hamilton  
ML3 0AE

01698 454102

Strathclyde Partnership for Transport (SPT)  
131 St Vincent Street  
Glasgow  
G2 5JF

0141 333 3360

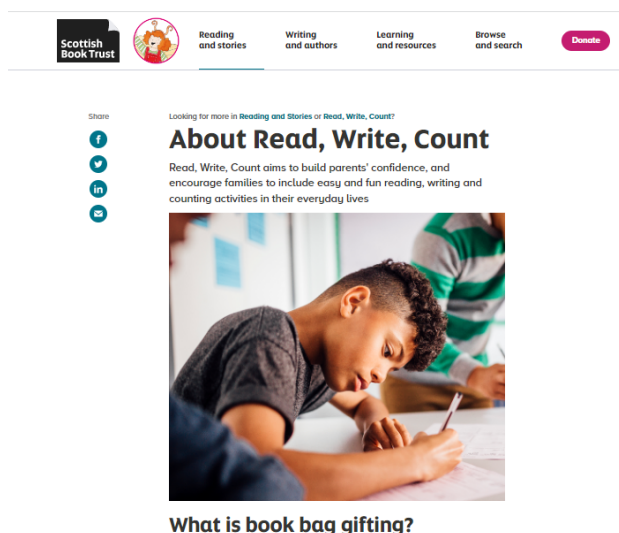
Complaints can be recorded online at :-  
<https://www.spt.co.uk/contact-us/complaints/>



## Important things I will learn at school.

Visit the website below for lots of ideas on how you can support your child with learning.

[https://www.scottishbooktrust.com/reading-and-stories/about-read-write-count?gclid=EAIaIQobChMI7LbYvpDr\\_gIVG-ztCh2rbQ9qEAAYASAAEqJCKfD\\_BwE](https://www.scottishbooktrust.com/reading-and-stories/about-read-write-count?gclid=EAIaIQobChMI7LbYvpDr_gIVG-ztCh2rbQ9qEAAYASAAEqJCKfD_BwE)



I'll learn to read.

There are lots of things I can do at home which will help me read when I'm in Primary One. I can:


- look at books
- tell you stories
- listen to stories
- talk about pictures
- play guessing games
- listen to sounds in words
- play remembering games
- listen and copy
- play 'I Spy'
- play rhyme games etc.



I'll learn how to write.

There are lots of things I can do at home to help my fingers learn to write. I can:


- thread beads
- build with bricks
- stick with glue
- fasten buttons and zips
- do crayon drawing
- cut out with scissors
- help make pastry
- create with plasticine



I'll learn how to count.

There are lots of things I can do at home which will help me. I can:

- pair up socks or shoes
- sing number songs
- put packets in order of size
- match up forks and knives
- play games like snap, ludo, dominoes
- sort out big tins and little tins



Encourage your child to hold a pencil or crayon firmly in the tripod grip.  
Like this.....



Ask your child to practise writing their name. Children should be encouraged to write in lower case letters, with upper case being used appropriately i.e at the start of sentences and people's names.

### Listening and Talking

Before your child can begin learning to read, he/she must have plenty of chances to hear other people talking and reading to him/her. If parents read to their children, the children will learn to enjoy books.




### Things to Use

Old magazines, comics, travel brochures and leaflets, children's books from the library  
Scrap book, blunt-ended scissors, paste, pens or crayons, jigsaws with large pieces, tapes of children's stories

### Words to Use

book, page, letter, word, picture, title, cover, news, newspaper, photographs, magazine, comic, leaflet, open, turn over, again, talking, speaking, asking, answer, reply, tell, story, shout, whisper



### Things to do

Look at picture books with your child. Let him/her name the objects he/she knows and tell him/her the names of new things. Tell him/her the start of a familiar story and let him/her finish. Help him/her to cut out pictures from old magazines and stick them into a scrapbook. Write the name of the object underneath using **small letters**, not capitals. Ask your child to tell you things in order, such as the things he/she has done during the day.

When you ask your child questions, help him/her to give a full reply instead of one or two words.

Teach your child songs and nursery rhymes.

Read a bedtime story to him/her as often as possible. After reading a story, go through the pages again. Perhaps he/she will be able to give you the outline of the story.

## Maths

You may be surprised how many maths activities a child meets every day.

Maths is more than counting: it includes weight, length, height, capacity, time, shape, size, money. Maths is everywhere.

## Things to Use

buttons, packets, tins, toys, bricks, shells, sweets, money, stones, the washing, the shopping, funnels, containers, yoghurt cartons

## Words to Use

heavy, light, full, empty, large, small, tall, short, long, size, much, enough, match, sort, set, numbers, how full? how many? how much? where?

## Things to do

Point out numbers anywhere you see them.

Show your child a blue item and ask him/her to find something the same colour.

Let him/her sort things into different colours.

Ask him/her whether he/she is taller or shorter than other people.

Draw round your hand and your child's hand. Which is bigger? longer? wider?

Let him/her fill and pour from one container to another.

Count how many small containers fill a large one.

Let your child help you to set the table.

Count things together - shells, sweets.

Play simple games of snap and dominoes.

Let him/her buy his/her own treats and help with the shopping.

Show him/her a clock and let him/her move the hands round.



## Drawing and Painting

Using pencils, crayons, brushes and felt pens helps a child to develop the use of his/her senses and the skill in using his/her hands which he/she will need for writing.











## Things to Use





pencils, crayons, felt pens, coloured pencils, chalk, paints, large brushes, water pot, large pieces of paper, coloured paper, gummed paper, newspaper, blunt-ended scissors, dough, plasticine, old magazines, old catalogues, boxes, yoghurt pots, scrap book





## Words to Use





picture, model, painting, mixing, drawing, moulding, cutting out, sticking, colouring, outline, scribble, pattern, stripes, spots, wet, dry, rough, smooth, sticky, light, dark, shiny, dull



## Things to do



Let your child draw or paint a picture of his/her choice.



Help your child to make up a story and ask him/her to paint pictures to go with it.



Make models of characters from favourite stories.





Make paper hats for parties.



See how you can mix paints to make new colours.



Paint cereal boxes or yoghurt pots.



Let him/her cut out pictures from magazines and stick them



into a scrap book.





Talk about things which feel rough, smooth etc.



Make hand and foot prints.



Draw round objects. Let him/her colour them in.





Put your child's drawing or painting on the wall and talk about it to encourage him/her to do more.



## Some number rhymes and songs





One elephant went out to play





On a spider's web one day



He had such enormous fun



That he called for another elephant to come.



Two elephants went out .....




One, one, all clap one (child claps once)

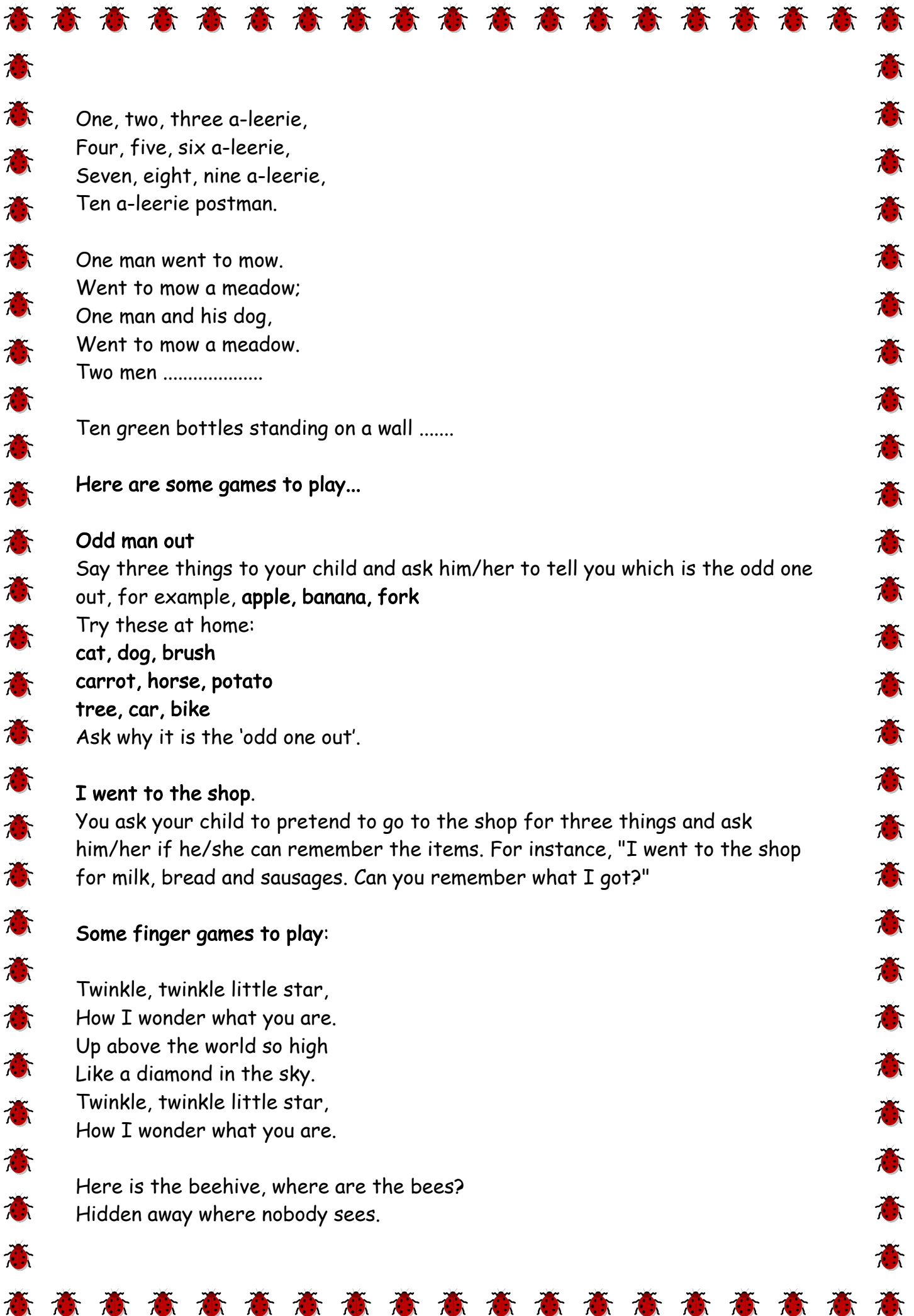


Two, two, all clap two (child claps twice)



Three .....





One, two, three a-leerie,  
Four, five, six a-leerie,  
Seven, eight, nine a-leerie,  
Ten a-leerie postman.

One man went to mow.  
Went to mow a meadow;  
One man and his dog,  
Went to mow a meadow.  
Two men .....

Ten green bottles standing on a wall .....

Here are some games to play...

### Odd man out

Say three things to your child and ask him/her to tell you which is the odd one out, for example, **apple, banana, fork**

Try these at home:

**cat, dog, brush**

**carrot, horse, potato**

**tree, car, bike**

Ask why it is the 'odd one out'.

### I went to the shop.

You ask your child to pretend to go to the shop for three things and ask him/her if he/she can remember the items. For instance, "I went to the shop for milk, bread and sausages. Can you remember what I got?"

### Some finger games to play:

Twinkle, twinkle little star,  
How I wonder what you are.  
Up above the world so high  
Like a diamond in the sky.  
Twinkle, twinkle little star,  
How I wonder what you are.

Here is the beehive, where are the bees?  
Hidden away where nobody sees.



Soon they'll come creeping out of their hive.....  
One, two, three, four, five.



Incy wincy spider climbed up the spout,  
Down came the rain and washed the spider out.  
Out came the sun and dried up all the rain.  
Incy wincy spider climbed the spout again.



### How to make playdough



Making models with playdough is fun and very good for 'little' fingers. Here is a cheap and easy recipe which will provide the children with an easily manipulative dough.



1 cup plain flour  
2 tbsps cream of tartar  
1/2 cup salt  
1 cup cold water  
2-3 drops colouring



Put all ingredients in a large pot on maximum heat. Keep mixing till it turns into a lump of playdough. Leave till cool. This keeps well if wrapped in a polythene bag and kept in the fridge.



Finally never be afraid to come and ask anything - that's what we're here for.



We hope that some of your questions have been answered and that you are somewhat reassured.



This is an exciting, new time for you and your child - share it with us, and enjoy!



See you soon!

